

E-LEARNING

Week 4

thursday

THURSDAY DAILY OVERVIEW

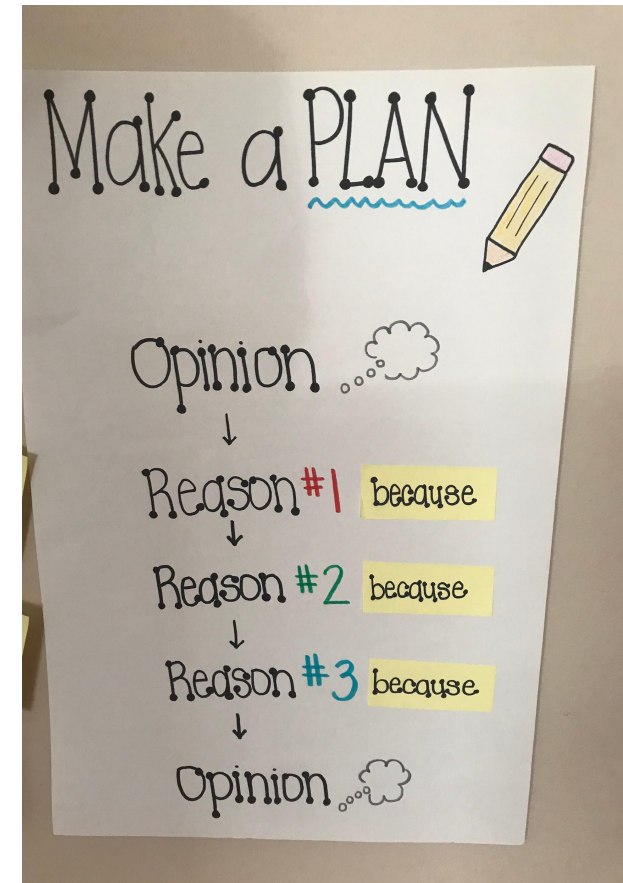
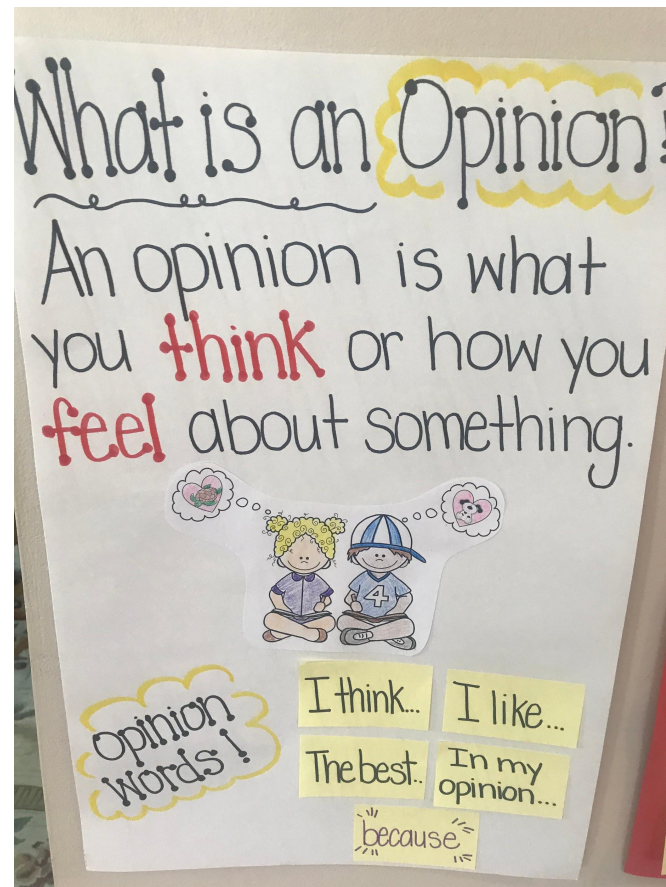
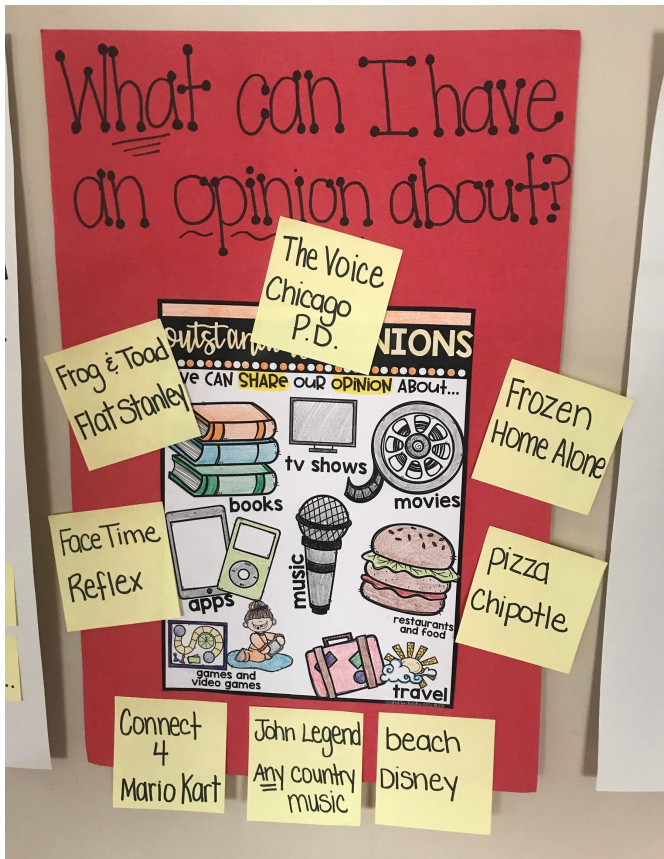
Writing	Putting parts together
Phonics	Build words with vowel teams
BRAIN BREAK	Take a 5-10 minute break
Math	Chapter 11 Test (part 2)
BRAIN BREAK	Take a 5-10 minute break
Reading	Learning About the Main Character

WRITING

Opinion Writing Resources #1

1st Grade Opinion Brainstorming Sheet

1st Grade Opinion Planning Sheet



WRITING

Opinion Writing Resources #2

Hook your reader

Grab your reader's attention in the very 1st sentence!



Ask a question?

Do you like...?

Have you ever...?

Tell a fact!

Don't Forget to Say Goodbye!

Say "bye" in the very last sentence.



Tell your reader to do something

Try it!

Make sure you..

WRITING

I can write a strong opinion piece.

Today you will be putting all you've learned about introductions and conclusions together! Think of it as putting a puzzle together. You will pick one more topic from your brainstorming sheet and write an opinion piece. Remember to include all you know into your piece!

Today's Lesson (take a look & listen) Putting it Together


Have a grown-up take a picture of your writing and email it to your teacher.

Miss Murphy: cmurphy@mountainsideschools.org

Mrs. Roy: aroy@mountainsideschools.org

Mrs. Wargaski: judywargaski@mountainsideschool.org

Ms. Groth: jgroth@mountainsideschools.org



WORD STUDY

I can build words with vowel teams.

Word builders, I think you have what it takes to build some big words using all you have learned of vowel teams **EE, EA, OA, and AI**. How big will your words be? How many will you create?


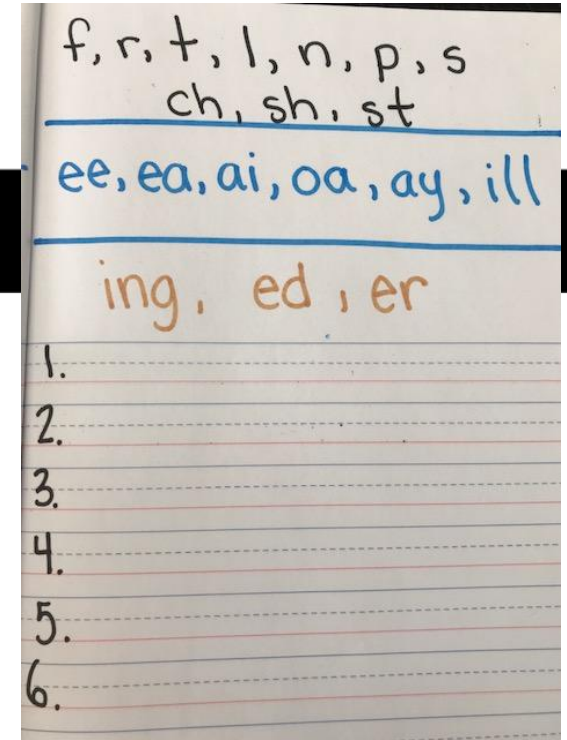
Today's Lesson

(take a look & listen)

Builders build BIG words

Your turn to practice!

1. Look at the picture.
2. Copy the word parts into your notebook.
3. Start building as many words as you can using the parts of words provided. **(Building Tip: Make words even longer by adding -ing, -ed, -er to the end!)**
4. Do you think you found the most?! Take a picture and share it with your teacher!



READING

I can learn about the main character in my story!

Today we are going to learn how to find out more about the characters in our books.

Take a look & listen to today's lesson:
[Learning about Characters Video Lesson](#)



READING

I can learn about the main character in my story!

4. When you are finished, have a grown-up take a picture of your journal and email it to your teacher. Journals should also be turned in to your teacher when you return to school.

Independent Practice:

Log on to Raz Kids and read independently for 15 minutes. As you are reading, try to notice which character is talking in your books.

Raz Kids Instructions

Reminder of how to log in to RAZ-Kids:

1. Visit <https://www.kidsa-z.com/main/Login>
2. Teacher Username:
Miss Murphy: cmurphy34
Mrs. Roy: aroy1331
Ms. Groth: groth108
Mrs. Wargaski: jlauterbach
3. Click your name and choose your password. Feel free to email the teacher for password reminder!)
4. Click on **READING**
5. Click on **LEVEL UP**
6. Be sure to do the quiz for each book!

Homework:

Read a just-right book of your choice for 20 minutes and record it on your reading log.



MATH

I can show all I know about 3D shapes!

Today we will finish the Chapter 11 test. Remember, no one should help you with the answers, but someone may read the questions to you if you need a little help. Please check your work and remember to do your best!

Listen to your test Chapter 11 Test (part 2)

Your turn to show all that you know!
Complete part 2 of the Chapter 11 Test

*If you are unable to print the pages please record answers on a separate paper. Be sure to number your answers.



MATH

I can show all I know about 3D shapes!



Log on to Reflex and practice fact fluency for 15 minutes.

Reflex Instructions:

Reminder of how to log in to Reflex:

1. Visit <https://www.reflexmath.com/>
2. Use your Reflex card for username and password information.
3. Click your class name, find your name, and enter your password.
(Feel free to email the teacher for password reminder or further instructions!)
4. Practice your facts!




SCIENCE

I can complete Science experiments safely at home!

Take a look at some cool at home **science** experiments!

10 Easy Experiments
(that will amaze you!)



Enjoy the rest of your day!

Great job with today's lessons!
Take some time to play outside,
complete an arts and craft
project, write someone a nice
note, watch a show or movie,
play a game, and get to bed
early! We can't wait to see all
your hard work!

